









# Activity Calendar

Theme: Oviparous Animals

WUCF.org/preschool

|   |   |
|---|---|
| <p><b>Monday</b></p>      | <p><b>Learning Goal:</b> Collects and records data through drawing, writing, dictation, and photographs.</p> <p><b>Resource:</b> <a href="#">What Comes from an Egg?</a>   Everyday Learning</p> <p><b>Activity:</b> Egg Drop Science Experiment (under Support Materials) • After the experiment you can enjoy the eggs as a snack!</p>  |
| <p><b>Tuesday</b></p>     | <p><b>Learning Goal:</b> Uses vocabulary to describe objects</p> <p><b>Resource:</b> <a href="#">An Egg is Quiet</a>   Between the Lions</p> <p><b>Activity:</b> Draw an egg in your journal and decorate the shell. Have a grownup help you write two words that describe your design. (example: spotted, blue)</p>  |
| <p><b>Wednesday</b></p>  | <p><b>Learning Goal:</b> Observes that living things differ with regard to their needs and habitats</p> <p><b>Interactive game:</b> <a href="#">Backyard Birds</a>   Everyday Learning</p> <p><b>Activity:</b> After playing the game, go on a nature walk with your grown-up to observe and listen for birds. Take a picture of your favorite bird. Draw a picture of your bird's habitat in your journal.</p> |
| <p><b>Thursday</b></p>  | <p><b>Learning Goal:</b> Explore art processes and media to express ideas.</p> <p><b>Resource:</b> <a href="#">The Sea Turtle Hatch</a>   Wild Kratts</p> <p><b>Activity:</b> <a href="#">Egg Carton Turtles</a></p>  |
| <p><b>Friday</b></p>    | <p><b>Learning Goal:</b> Recognize that animals need the basic necessities of air, water, food, and space.</p> <p><b>Resource:</b> <a href="#">Let's Make a Bird Feeder</a>   Nature Cat</p> <p><b>Activity:</b> Nature Cat's <a href="#">DIY Bird Feeder</a></p>   |



# Get Ready, Set, Prep

Theme: Oviparous Animals

[WUCF.org/preschool](http://WUCF.org/preschool)

## Materials for the Week

**Monday**

**Weekly Journal** – Fold three pieces of paper, staple, add the theme title, and illustrate the cover  
**Crayons, markers, and/or colored pencils**  
**Egg Drop Experiment materials:** 3 hardboiled eggs, 3 zip bags, three types of soft materials to protect the eggs when dropped (ex: cotton, crumbled paper, grass, socks, etc.)

**Tuesday**

**Weekly Journal**  
**Crayons, markers, and/or colored pencils**

**Wednesday**

**Weekly Journal**  
**Crayons, markers, and/or colored pencils**

**Thursday**

**Weekly Journal**  
**Crayons, markers, and/or colored pencils**  
**Kid scissors**  
**Egg Carton Turtles materials:** egg carton, pom-pom or cotton ball, wiggle eyes (or buttons or just draw in the eyes)

**Friday**

**Weekly Journal**  
**Crayons, markers, and/or colored pencils**  
**Printable:** [Let's Make a Bird Feeder](#) (page 3-4)  
**Let's Make a Bird Feeder materials:** toilet paper roll, stick, twine, peanut butter, birdseed (or popcorn, crushed eggshells – birds eat shells for calcium in order to produce their own shells)

## Learning Resources

### Discussion Questions

- What animals lay eggs?
- What kind of things do eggs need to hatch?
- What happens to an egg if it doesn't get these things?
- Are all eggs the same?
- What animals lay the largest eggs?

### Vocabulary Words

hatch

oviparous

habitat

### Resources from PBS KIDS for Parents

Book Suggestions

Article: [Help Your Child Think Like a Scientist](#)



### Fun Extras

- Read Alouds – [Storyline Online](#)
- Cooking – [Deviled Chick Eggs](#)