









# Activity Calendar

## Theme: Friendship

[WUCF.org/preschool](http://WUCF.org/preschool)

Share your learning @WUCF Educate (Facebook) and @WUCF TV (Facebook, Instagram, and Twitter)

|   |  |
|---|--|
| <p><b>Monday</b></p>      | <p><b>Learning Goal:</b> Children will begin to recognize the emotions of peers and respond with empathy and compassion.</p> <p><b>Video Resource:</b> <a href="#">You, Me, &amp; Community   Change It!</a></p> <p><b>Journal: Wrinkled Heart</b> - Cut out a large heart shape. Brainstorm with your child actions that can hurt their feelings and fold the heart for each example given. Now share ways other have made them feel good and unfold the heart for each act. Discuss the effects of hurtful behaviors on someone’s heart, as the wrinkles never come out. Glue the heart in your journal as a reminder.</p>   |
| <p><b>Tuesday</b></p>     | <p><b>Learning Goal:</b> Children will begin to identify differences and similarities of self and others as part of a group.</p> <p><b>Video Resources:</b> <a href="#">Alike &amp; Different Strategy Song   Daniel Tiger’s Neighborhood</a></p> <p><b>Video Resource:</b> <a href="#">Come and Play   Sesame Street</a></p> <p><b>Activity: Friendship Bracelet</b> - Cut the straw into 1/2 inch pieces (these will be the beads). String the straw pieces onto the pipe cleaner or string, creating a pattern or any design. Make several to share with new friends you meet.</p>  |
| <p><b>Wednesday</b></p>  | <p><b>Learning Goal:</b> Children will begin to maintain friendships and be able to engage in prosocial behavior such as cooperating and compromising.</p> <p><b>Video Resource:</b> <a href="#">Turn it Around and Find Something Good Strategy Song   Daniel Tiger’s Neighborhood</a></p> <p><b>Activity: Emotions Mat</b> – Make this two ingredient <a href="#">Silly Putty</a>. Decorate a paper plate to show hair and ears, leaving the face blank. Take turns creating facial expressions using and encourage your child to make up a scenario or experience that would cause that emotion.</p>  |
| <p><b>Thursday</b></p>  | <p><b>Learning Goal:</b> Children will begin to demonstrate cognitive empathy (recognizing or inferring other’s mental states) and the use of words, gestures and facial expressions to respond appropriately.</p> <p><b>Video Resource:</b> <a href="#">Feelings   Everyday Learning</a></p> <p><b>Interactive Game:</b> <a href="#">Breathe, Think, Do   Sesame Street</a></p> <p><b>Activity: Calm Down Kit</b> - Empower your child to manage their emotions by creating a kid-friendly basket filled with items they can use independently such as <a href="#">I Can Cards</a> (page 36-37), a favorite stuffed animal, a child safe mirror, a squishy ball, and a book.</p> <p><b>Journal:</b> Take turns looking into the mirror with your special grownup and drawing each other’s faces when sad, angry, shy, and afraid.</p> |
| <p><b>Friday</b></p>    | <p><b>Learning Goal:</b> Children will begin to recognizes preferences of others.</p> <p><b>Video Resource:</b> <a href="#">Friends Can Be Different   Sesame Street</a></p> <p><b>Video Resource:</b> <a href="#">Bert &amp; Ernie: Best Buddies Read Along   Sesame Street</a></p> <p><b>Printable Activity:</b> <a href="#">Pocket Full of Hearts</a></p>   |









# Get Ready, Set, Prep

## Theme: Friendship

[WUCF.org/preschool](http://WUCF.org/preschool)

Share your learning @WUCF Educate (Facebook) and @WUCF TV (Facebook, Instagram, and Twitter)

| Materials for the Week |   | Learning Resources   |  |
|------------------------|---|--|--|
| <b>Monday</b>          | <p><b>Weekly Journal</b> – Fold three pieces of paper, staple, add the theme title, and illustrate the cover</p> <p><b>Crayons, markers, and/or colored pencils</b></p> <p><b>Piece of paper</b> (construction or plain)</p> <p><b>Glue</b></p>     | <p><b>Discussion Questions</b></p> <ul style="list-style-type: none"> <li>• What are some of the ways people help each other?</li> <li>• How do you feel when you meet someone new?</li> <li>• Does everyone have the same feeling?</li> <li>• Does everyone express feelings the same way?</li> </ul>   |  |
| <b>Tuesday</b>         | <p><b>Weekly Journal</b></p> <p><b>Crayons, markers, and/or colored pencils</b></p> <p><b>Straws</b> (at least two in different colors or patterns)</p> <p><b>Pipe Cleaners or String</b> (to make friendship bracelets)</p> <p><b>Scissors</b></p> | <p><b>Vocabulary Words</b></p> <p>emotions      kindness      similar      different      compassion</p>   |  |
| <b>Wednesday</b>       | <p><b>Weekly Journal</b></p> <p><b>Crayons, markers, and/or colored pencils</b></p> <p><b>Paper Plate</b></p> <p><b>Silly Putty</b> materials: liquid starch, all purpose glue, food coloring, bowl, spoon</p>                                      | <p><b>Resources from PBS KIDS for Parents</b></p> <div style="display: flex; justify-content: space-around;"> <div style="text-align: center;">  <p><a href="#">Children's Books for Building Friendships</a></p> </div> <div style="text-align: center;">  <p><a href="#">Children's Books About Race and Diversity</a></p> </div> </div> |  |
| <b>Thursday</b>        | <p><b>Weekly Journal</b></p> <p><b>Crayons, markers, and/or colored pencils</b></p> <p><b>Printable:</b> <a href="#">I Can Cards On My Way to K</a> book pages 36-37</p> <p><b>Mirror</b></p>   | <p><b>FREE PBS KIDS Apps</b></p> <p><i>Download on your mobile device.</i></p> <div style="display: flex; justify-content: space-around;"> <div style="text-align: center;">  <p><a href="#">Daniel Tiger for Parents</a></p> </div> <div style="text-align: center;">  <p><a href="#">PBS KIDS Games App</a></p> </div> </div>          |  |
| <b>Friday</b>          | <p><b>Weekly Journal</b></p> <p><b>Crayons, markers, and/or colored pencils</b></p> <p><b>Scissors</b></p> <p><b>Printable:</b> <a href="#">Pocket Full of Hearts</a></p>   | <p><b>Fun Extras</b></p> <div style="display: flex; justify-content: space-around;"> <div style="text-align: center;">  <p><a href="#">Rainbow Fish Storyline Online</a></p> </div> <div style="text-align: center;">  <p><a href="#">White Socks Only Storyline</a></p> </div> </div>   |  |